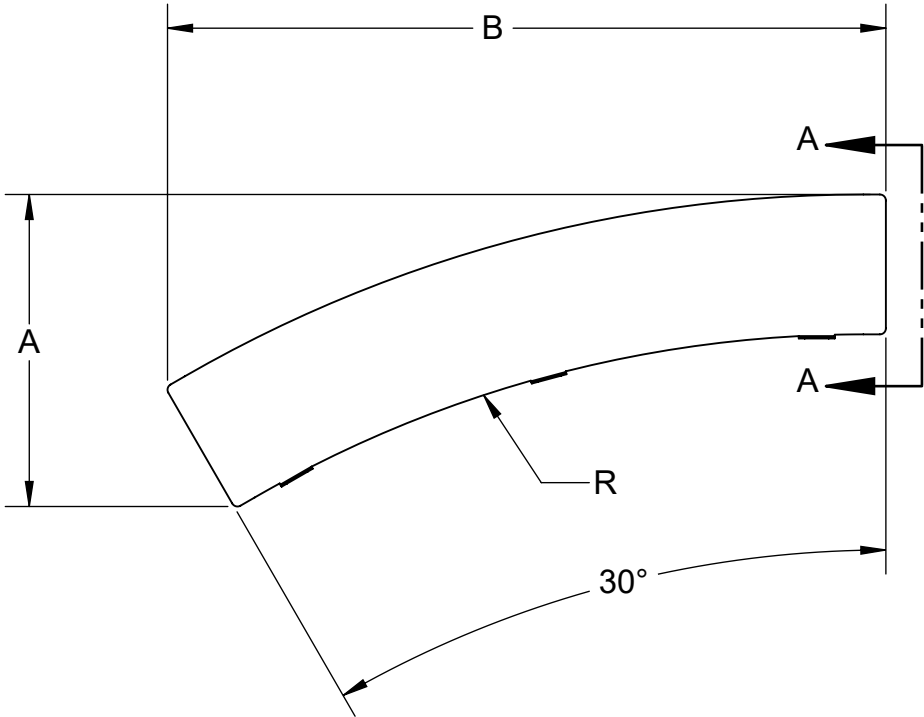


HARDWARE FIXINGS:

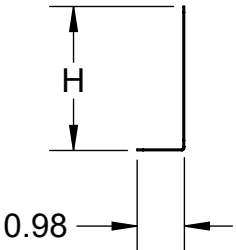


- TTA-CVRSCRW-S6
1/4 X 1/2" TORX HEAD SELF DRILLING SCREW
SEE NOTE 3

PART NUMBER	A	B
TTA-30VOBAR-4-12	4.90	8.97
TTA-30VOBAR-4-24	6.50	14.97
TTA-30VOBAR-4-36	8.10	20.96
TTA-30VOBAR-6-12	6.90	9.97
TTA-30VOBAR-6-24	8.50	15.97
TTA-30VOBAR-6-36	10.10	21.96

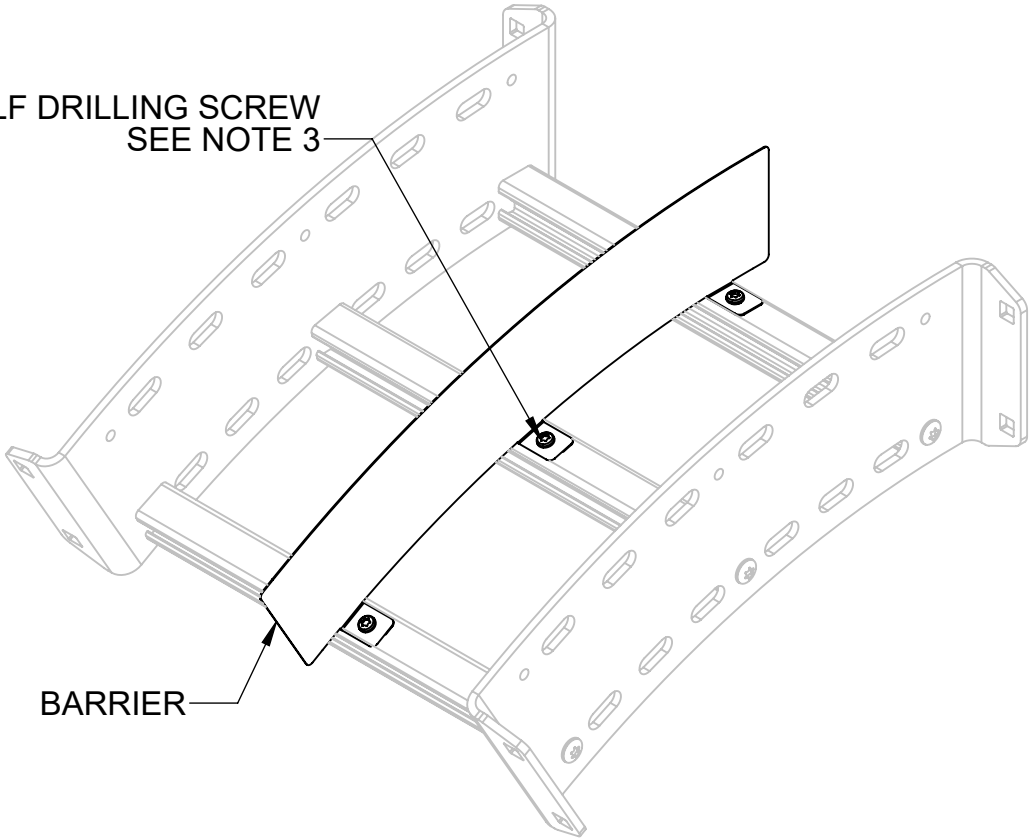


SIDE VIEW



SECTION A-A

1/4 SELF DRILLING SCREW
SEE NOTE 3



BARRIER

INSTALLED VIEW

TTA - 30 VOBAR - 4 - 12

SERIES
TTF = TOUGHTray
ACCESSORIES

ANGLE
30 = 30°

TYPE
VOBAR =
VERTICAL
OUTSIDE
BARRIER

NOMINAL
HEIGHT (H)
4 = 4"
6 = 6"

RADIUS (R)
12 = 12"
24 = 24"
36 = 36"

NOTES:

- 1) DIMENSIONS SHOWN ARE IN INCHES UNLESS OTHERWISE NOTED.
2) ALL DIMENSIONS SHOWN ARE NOMINAL.
3) TTA-CVRSCRW-S6 SELF DRILLING SCREW IS SOLD SEPARATELY IN QTY'S OF BAG OF 50.

PATENT PENDING

PROPRIETARY AND CONFIDENTIAL THE INFORMATION CONTAINED IN THIS DRAWING IS THE SOLE PROPERTY OF CT INNOVATIONS. ANY REPRODUCTION IN PART OR AS A WHOLE WITHOUT THE WRITTEN PERMISSION OF CT INNOVATIONS IS PROHIBITED.			
	TITLE: 4" AND 6" HEIGHT (30° ANGLE) TTA SERIES VERITCAL OUTSIDE BARRIER		
	DRAWN BY/DATE: VA 02JUL2024	SIZE: B	DWG. NO.: CTI-S48984
	APPROVED BY/DATE: JDG 02JUL2024	SCALE: NTS	REV: B
		CAD FILE NAME: TTA-30VOBAR_A CAD SAVE DATE: Monday, July 8, 2024 3:07:20 PM	SHEET: 1 OF 1