



HARDWARE INCLUDED:

- 

(4EA)

TA38HX075-S6

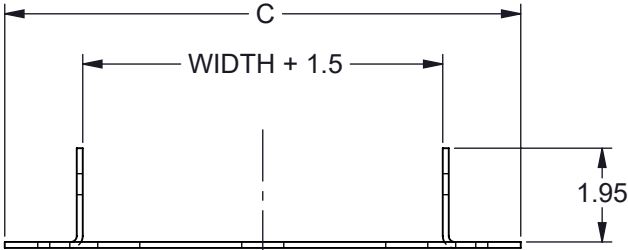
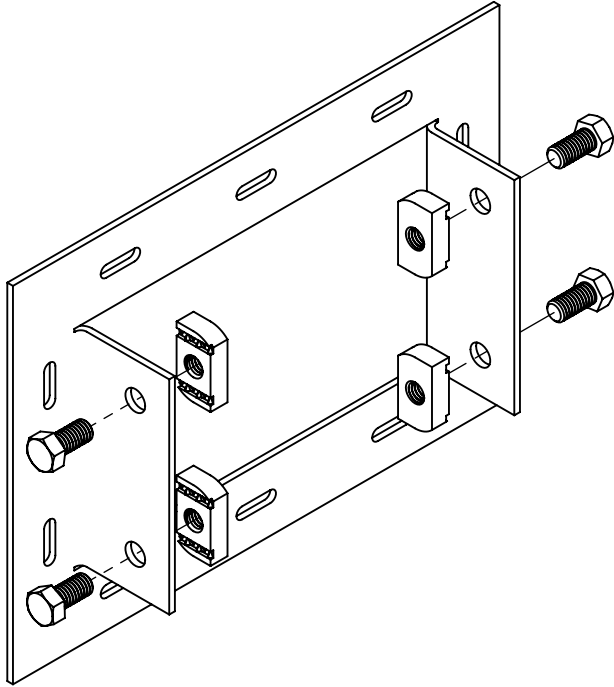
3/8-16 X 3/4" HEX HEAD CAP SCREW
- 

(4EA)

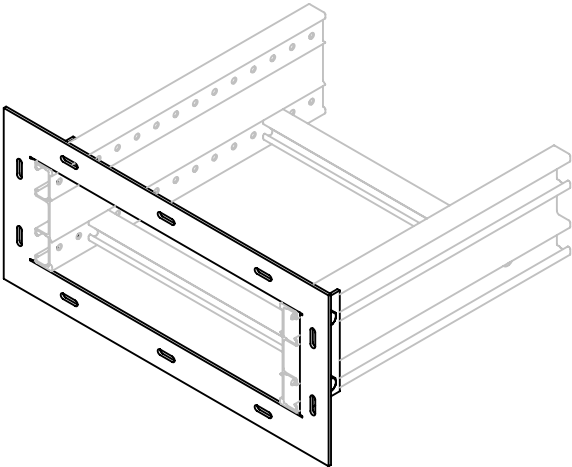
TA38NC-S6

3/8" CHANNEL NUT

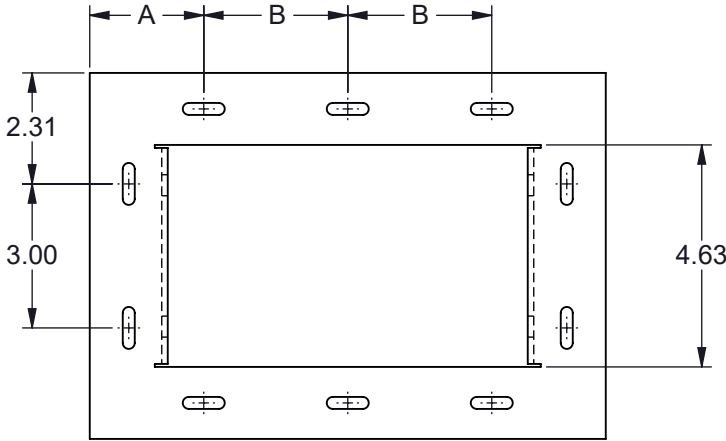
PART NUMBER	A	B	C
TTA-FTBC-4X06	2.38	3	10.75
TTA-FTBC-4X09	2.88	4	13.75
TTA-FTBC-4X12	3.38	5	16.75
TTA-FTBC-4X18	3.38	8	22.75
TTA-FTBC-4X24	3.38	11	28.75
TTA-FTBC-4X30	3.38	14	34.75
TTA-FTBC-4X36	3.38	17	40.75



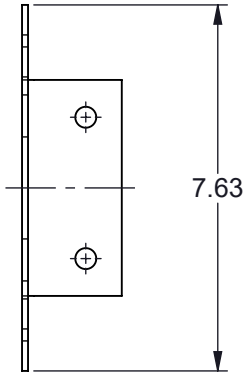
TOP VIEW



INSTALLED VIEW



FRONT VIEW



SIDE VIEW

TTA - FTBC - 4 X 12

SERIES  
TTA = TOUGHTray  
ACCESSORIES

FTBC =  
FRAME TYPE BOX  
CONNECTOR

TRAY NOMINAL  
HEIGHT  
4 = 4"

TRAY NOMINAL  
WIDTH  
06 = 6"  
09 = 9"  
12 = 12"  
18 = 18"  
24 = 24"  
30 = 30"  
36 = 36"

- NOTES:
- 1) DIMENSION SHOWN ARE IN INCHES UNLESS OTHERWISE NOTED.
  - 2) ALL DIMENSIONS SHOWN ARE NOMINAL.
  - 3) SUPPLIED PER PIECE COMPLETE W/ HARDWARE.
  - 4) REMOVE LINK (TORX T30 BIT) TO INSTALL FTBC.

PROPRIETARY AND CONFIDENTIAL THE INFORMATION CONTAINED IN THIS DRAWING IS THE SOLE PROPERTY OF CT INNOVATIONS. ANY REPRODUCTION IN PART OR AS A WHOLE WITHOUT THE WRITTEN PERMISSION OF CT INNOVATIONS IS PROHIBITED.



TITLE:  
**TTA-FTBC-4X(W)**  
**TOUGHTray ACCESSORY FRAME TYPE BOX**  
**CONNECTOR**

DRAWN BY/DATE:  
VA 01JUL2024

SIZE:  
**B**

DWG. NO.:  
**CTI-S48978**

REV:  
**B**

APPROVED BY/DATE:  
JDG 01JUL2024

SCALE:  
**NTS**

CAD FILE NAME: TTA-FTBC\_A  
CAD SAVE DATE: Monday, July 8, 2024 5:47:58 PM

SHEET:  
**1 OF 1**