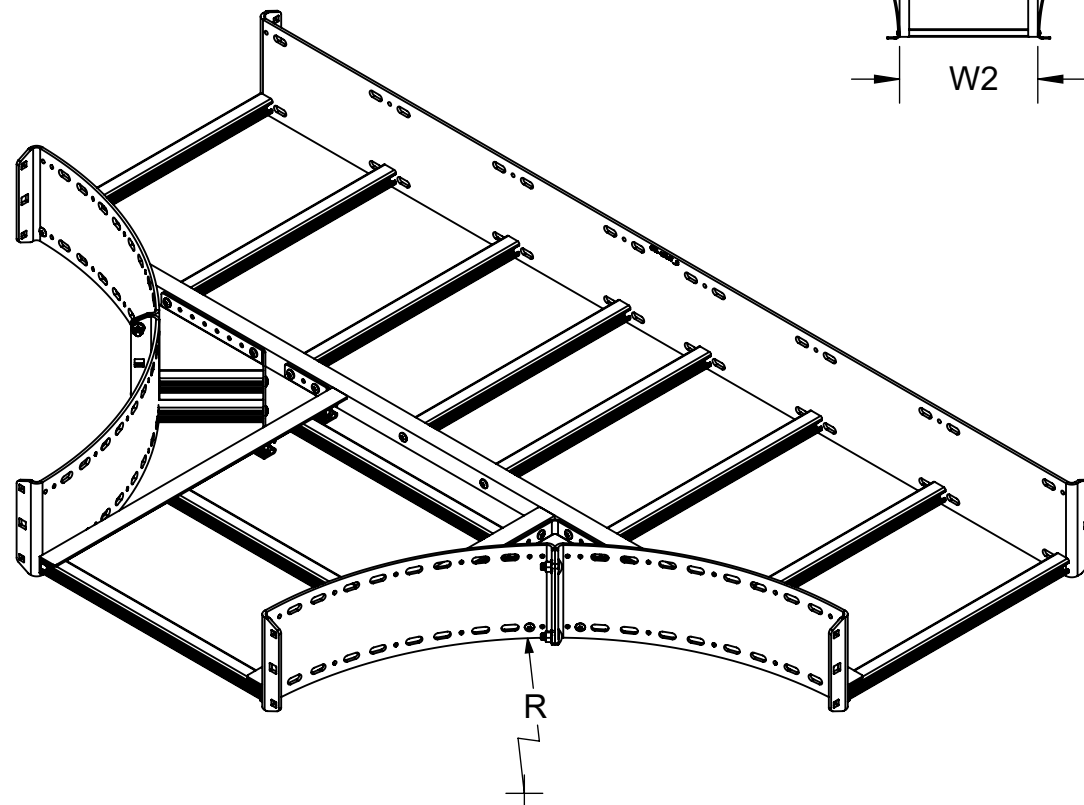


- (12EA) TA38SNCB300-S6
3/8 X 3.0" SQUARE NECK CARRIAGE BOLT

 - (12EA) TA38FNHX-S6
3/8 SERRATED FLANGE HEX NUT

Technical drawing of a bridge cross-section. The bridge deck is rectangular with a width labeled $W1$. The central pier is rectangular with a width labeled $W2$. The pier consists of a central vertical column and two side columns. The bridge is supported by two large, curved abutments.



TTF - 6 X 06 X 06 - HT 12 - AL

SERIES	NOMINAL HEIGHT (H)	NOMINAL WIDTH (W1)	NOMINAL WIDTH (W2)	TYPE HT =	RADIUS (R)	MATERIAL
TTF = TOUGHTray FITTING	6 = 6"	06 = 6"	06 = 6"	HORIZONTAL	12 = 12"	AL =
		09 = 9"	09 = 9"	TEE	24 = 24"	ALUMINUM
					36 = 36"	

NOMINAL WIDTH (W1)	NOMINAL WIDTH (W2)
06 = 6"	06 = 6"
09 = 9"	09 = 9"
12 = 12"	12 = 12"
18 = 18"	18 = 18"
24 = 24"	24 = 24"
30 = 30"	30 = 30"
36 = 36"	36 = 36"

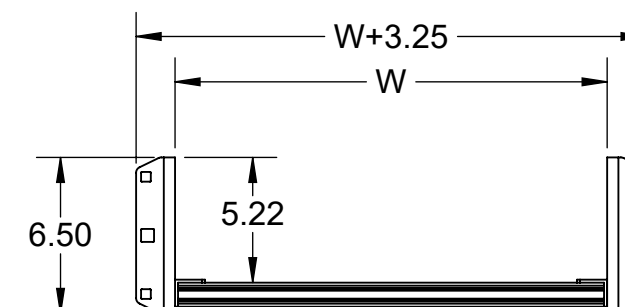
TYPE
HT =
HORIZONTAL
TEE

RADIUS (R)
12 = 12"
24 = 24"
36 = 36"

MATERIAL
AL =
ALUMINUM

1) DIMENSIONS SHOWN ARE IN INCHES UNLESS OTHERWISE NOTED.
2) ALL DIMENSIONS SHOWN ARE NOMINAL.
3) CONTACT CT INNOVATIONS FOR OTHER SIZE OPTIONS.


PART NO.	NOM. HEIGHT (in)	INSIDE WIDTH 1 (in)	INSIDE WIDTH 2 (in)	RADIUS (in)	CUSTOMER IDENT CODE	CUSTOMER PO ITEM NO
TTF-6X06X06-HT12-AL	6	6	6	12		
TTF-6X09X09-HT12-AL	6	9	9			
TTF-6X12X12-HT12-AL	6	12	12			
TTF-6X18X18-HT12-AL	6	18	18			
TTF-6X24X24-HT12-AL	6	24	24			
TTF-6X30X30-HT12-AL	6	30	30			
TTF-6X36X36-HT12-AL	6	36	36			
TTF-6X06X06-HT24-AL	6	6	6	24		
TTF-6X09X09-HT24-AL	6	9	9			
TTF-6X12X12-HT24-AL	6	12	12			
TTF-6X18X18-HT24-AL	6	18	18			
TTF-6X24X24-HT24-AL	6	24	24			
TTF-6X30X30-HT24-AL	6	30	30			
TTF-6X36X36-HT24-AL	6	36	36			
TTF-6X06X06-HT36-AL	6	6	6	36		
TTF-6X09X09-HT36-AL	6	9	9			
TTF-6X12X12-HT36-AL	6	12	12			
TTF-6X18X18-HT36-AL	6	18	18			
TTF-6X24X24-HT36-AL	6	24	24			
TTF-6X30X30-HT36-AL	6	30	30			
TTF-6X36X36-HT36-AL	6	36	36			



SECTION VIEW

PATENT PENDING

PROPRIETARY AND CONFIDENTIAL. THE INFORMATION CONTAINED IN THIS DRAWING IS THE SOLE PROPERTY OF CT INNOVATIONS. ANY REPRODUCTION IN PART OR AS A WHOLE WITHOUT THE WRITTEN PERMISSION OF CT INNOVATIONS IS PROHIBITED.



TITLE:

**6" HEIGHT
TTF SERIES HORIZONTAL TEE
12", 24" & 36" RADIUS**

DRAWN BY/DATE:
DL 26JUN2024

SIZE:	B
-------	----------

DWG. NO.:	CTI-S47996
-----------	-------------------

REV:	E
------	----------

APPROVED BY/DATE:
JDG 04APR2024

SCALE:
NTS

CAD FILE NAME: Link Hardware_A01

CAD SAVE DATE: Wednesday, May 15, 2024 10:56:42 AM

SHEET:
1 OF 1