

F

E

D

C

B

A

F

E


D

C

B

A

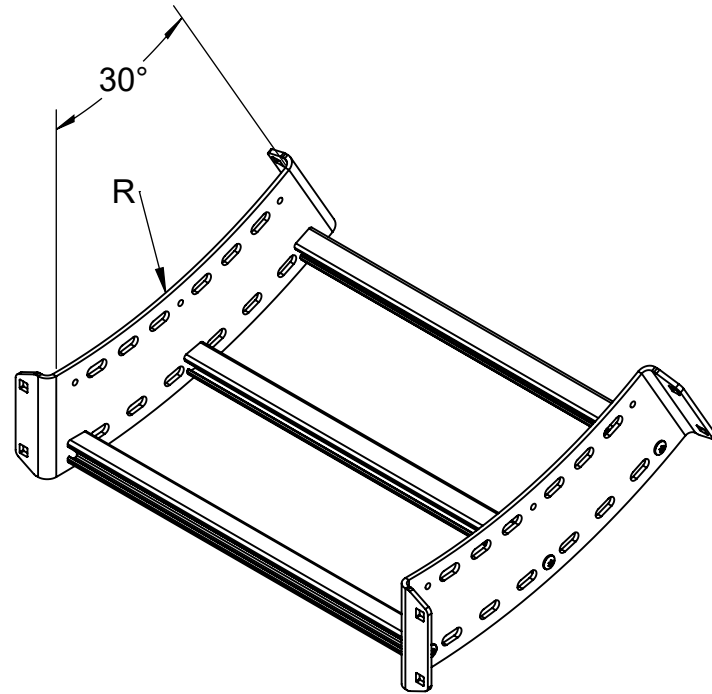
HARDWARE INCLUDED:



- (8EA) TA38SNCB300-S6
3/8 X 3.0" SQUARE NECK CARRIAGE BOLT



- (8EA) TA38FNHX-S6
3/8 SERRATED FLANGE HEX NUT



TTF - 4 X 06 - 30 VI 12 - AL

SERIES
TTF = TOUGHTray
FITTING

NOMINAL
HEIGHT (H)
4 = 4"

NOMINAL
WIDTH (W)
06 = 6"
09 = 9"
12 = 12"
18 = 18"
24 = 24"
30 = 30"
36 = 36"

ANGLE
30 = 30°

TYPE
VI =
VERTICAL
INSIDE
BEND

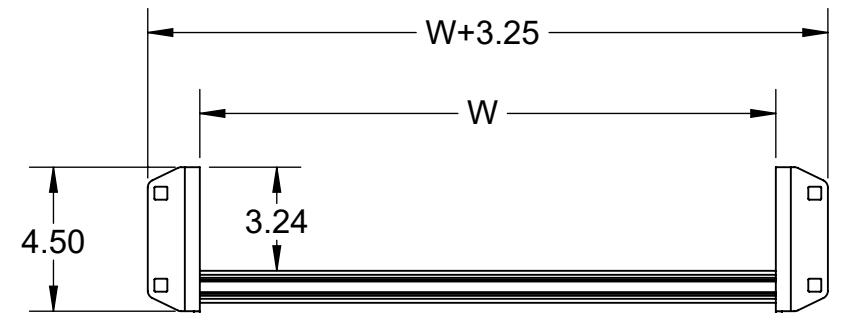
RADIUS (R)
12 = 12"
24 = 24"
36 = 36"

MATERIAL
AL =
ALUMINUM

NOTES:

- 1) DIMENSIONS SHOWN ARE IN INCHES UNLESS OTHERWISE NOTED.
- 2) ALL DIMENSIONS SHOWN ARE NOMINAL.
- 3) CONTACT CT INNOVATIONS FOR OTHER SIZE OPTIONS.

PART NO.	NOM. HEIGHT (in)	INSIDE WIDTH (in)	ANGLE	RADIUS (in)	CUSTOMER IDENT CODE	CUSTOMER PO ITEM NO.
TTF-4X06-30VI12-AL	4	6	30°	12		
TTF-4X09-30VI12-AL	4	9	30°			
TTF-4X12-30VI12-AL	4	12	30°			
TTF-4X18-30VI12-AL	4	18	30°			
TTF-4X24-30VI12-AL	4	24	30°			
TTF-4X30-30VI12-AL	4	30	30°			
TTF-4X36-30VI12-AL	4	36	30°			
TTF-4X06-30VI24-AL	4	6	30°	24		
TTF-4X09-30VI24-AL	4	9	30°			
TTF-4X12-30VI24-AL	4	12	30°			
TTF-4X18-30VI24-AL	4	18	30°			
TTF-4X24-30VI24-AL	4	24	30°			
TTF-4X30-30VI24-AL	4	30	30°			
TTF-4X36-30VI24-AL	4	36	30°			
TTF-4X06-30VI36-AL	4	6	30°	36		
TTF-4X09-30VI36-AL	4	9	30°			
TTF-4X12-30VI36-AL	4	12	30°			
TTF-4X18-30VI36-AL	4	18	30°			
TTF-4X24-30VI36-AL	4	24	30°			
TTF-4X30-30VI36-AL	4	30	30°			
TTF-4X36-30VI36-AL	4	36	30°			



SECTION VIEW

PATENT PENDING

PROPRIETARY AND CONFIDENTIAL THE INFORMATION CONTAINED IN THIS DRAWING IS THE SOLE PROPERTY OF CT INNOVATIONS. ANY REPRODUCTION IN PART OR AS A WHOLE WITHOUT THE WRITTEN PERMISSION OF CT INNOVATIONS IS PROHIBITED.			
	TITLE: 4" HEIGHT TTF SERIES 30° VERTICAL INSIDE BEND 12", 24" & 36" RADIUS		
	DRAWN BY/DATE: LW 15MAY2024	SIZE: B	DWG. NO.: CTI-S45992
	APPROVED BY/DATE: JDG 18AUG2023	SCALE: NTS	REV: C
		CAD FILE NAME: 30deg VI CAD SAVE DATE: Wednesday, May 15, 2024 11:38:23 AM	SHEET: 1 OF 1