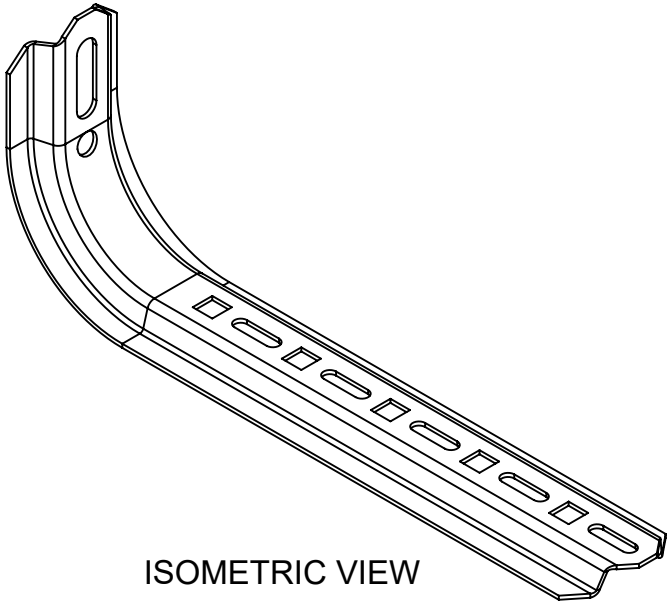
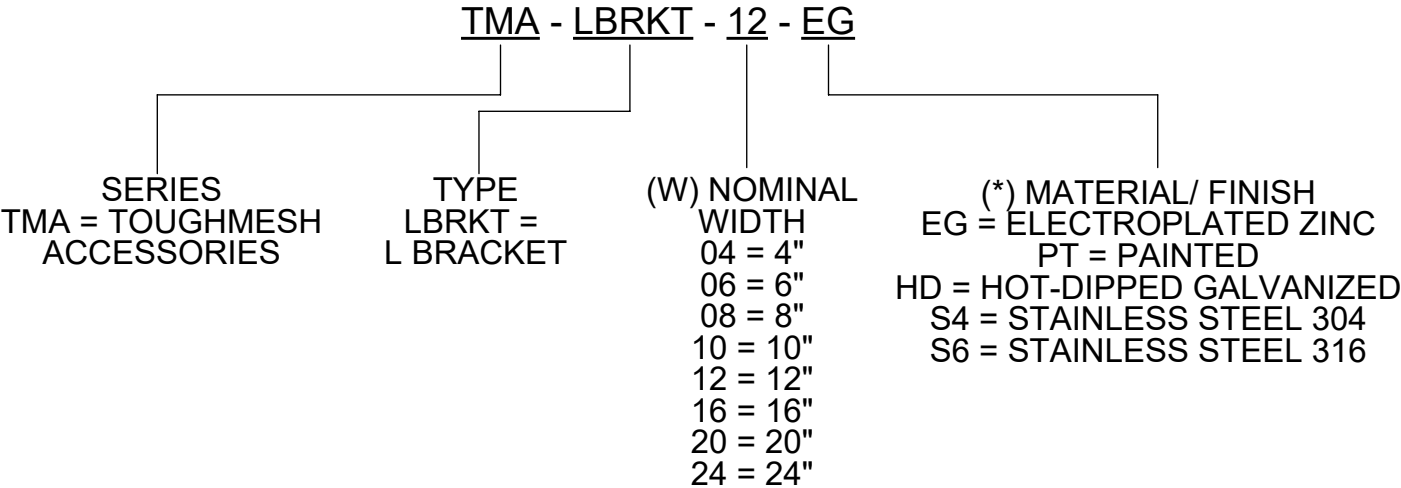


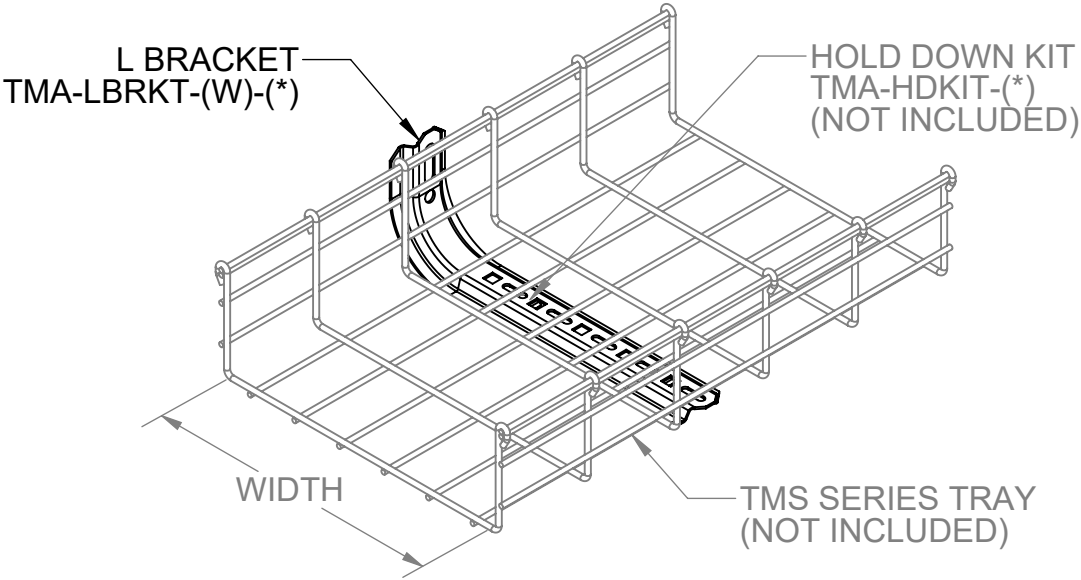
TABLE 1		
TRAY WIDTH (in)	HOLD DOWN KIT QTY TMA-HDKIT-(*)	LENGTH (in)
4	1	5.12
6	2	7.09
8	2	9.06
10	2	11.02
12	2	12.99
16	2	16.93
20	2	20.87
24	2	24.80



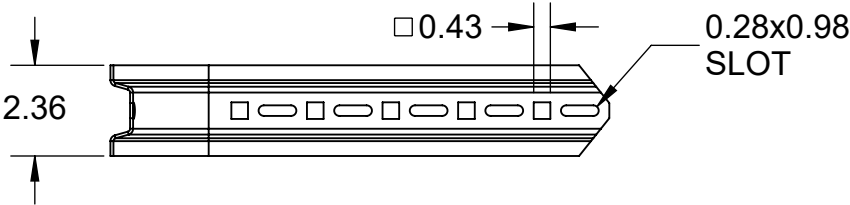
ISOMETRIC VIEW



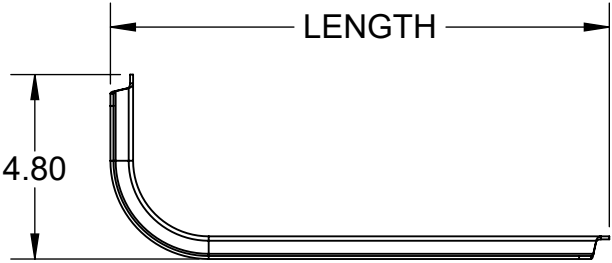
NOTE(S):
1) DIMENSIONS SHOWN ARE IN INCHES UNLESS OTHERWISE NOTED.
2) ALL DIMENSIONS SHOWN ARE NOMINAL.
3) SUPPLIED PER PIECE WITHOUT HARDWARE.
4) HOLD DOWN KIT "TMA-HDKIT-(*)" TO BE ORDERED SEPARATELY.
REFER TO TABLE 1 FOR THE REQUIRED QUANTITY.



ISO INSTALLED VIEW



TOP VIEW



SIDE VIEW

PROPRIETARY AND CONFIDENTIAL THE INFORMATION CONTAINED IN THIS DRAWING IS THE SOLE PROPERTY OF CT INNOVATIONS. ANY REPRODUCTION IN PART OR AS A WHOLE WITHOUT THE WRITTEN PERMISSION OF CT INNOVATIONS IS PROHIBITED.			
	TITLE: TOUGHMESH L BRACKET TMA-LBRKT-(W)-(*)		
	DRAWN BY/DATE: DL 27JUL2023	SIZE: B	DWG. NO.: CTI-S37019
	APPROVED BY/DATE:	SCALE: NTS	REV: B
		CAD FILE NAME: CTI-S37019_B CAD SAVE DATE: Thursday, July 27, 2023 9:14:34 AM	SHEET: 1 OF 1