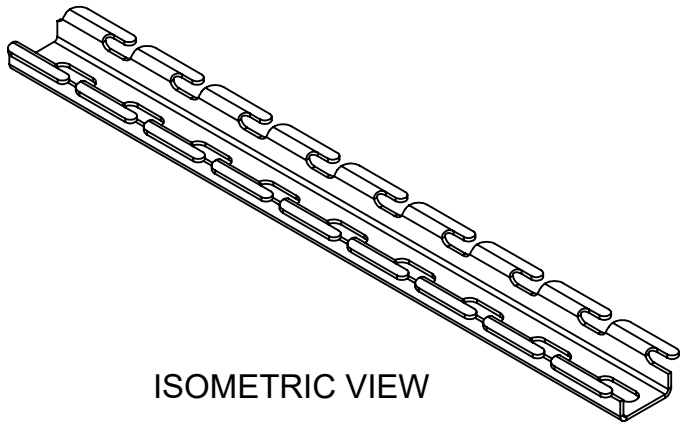
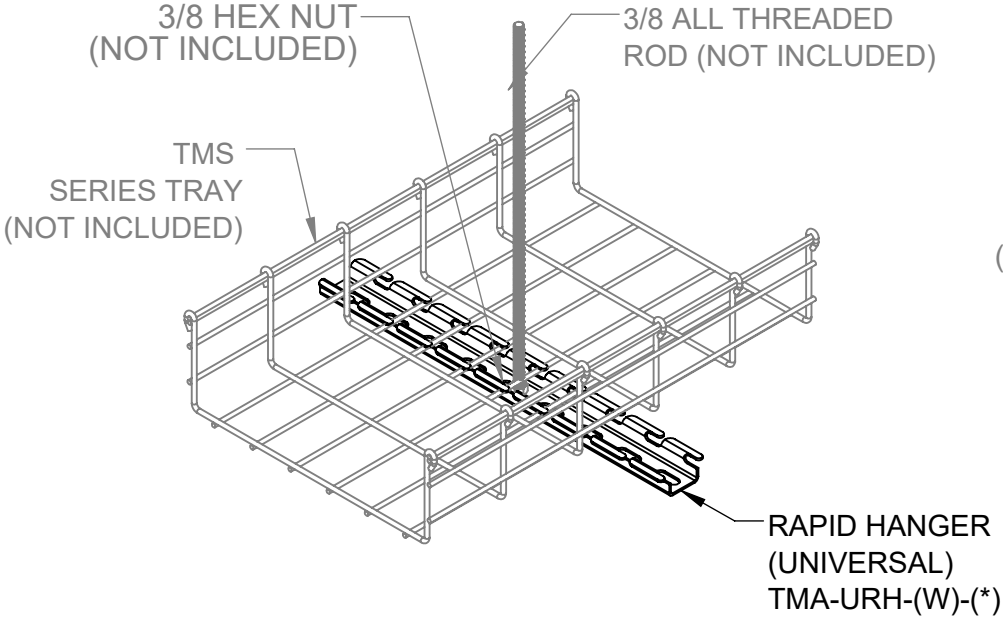


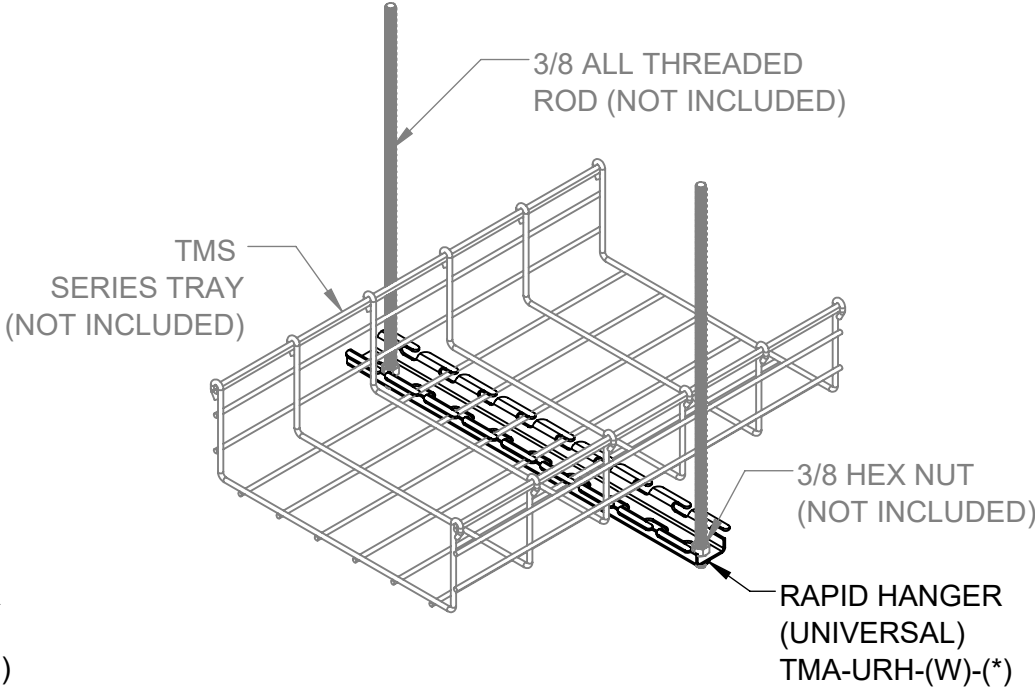
TRAY WIDTH (in)	LENGTH (in)
4	10
6	12
8	14
10	16
12	18
16	22
18	24
20	26
24	30



ISOMETRIC VIEW



CENTER SUPPORT ASSEMBLY



TRAPEZE SUPPORT ASSEMBLY

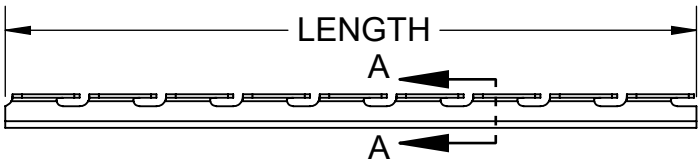
TMA - URH - 04 - EG

SERIES
TMA = TOUGHMESH
ACCESSORIES

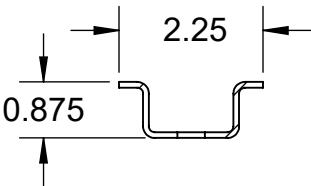
TYPE
URH = RAPID
HANGER UNIVERSAL

NOMINAL
TRAY WIDTH (W)
04 = 4"
06 = 6"
08 = 8"
10 = 10"
12 = 12"
16 = 16"
18 = 18"
20 = 20"
24 = 24"

(*) MATERIAL/ FINISH
EG = ELECTROPLATED ZINC
PT = PAINTED
HD = HOT-DIPPED GALVANIZED
S4 = STAINLESS STEEL 304
S6 = STAINLESS STEEL 316



FRONT VIEW



SECTION A-A

NOTE(S):
1) DIMENSIONS SHOWN ARE IN INCHES UNLESS OTHERWISE NOTED.
2) ALL DIMENSIONS SHOWN ARE NOMINAL.
4) SUPPLIED PER PIECE WITHOUT HARDWARE.
3) 3/8 HEX NUT AND ALL THREADED ROD TO BE ORDERED SEPARATELY.

PROPRIETARY AND CONFIDENTIAL THE INFORMATION CONTAINED IN THIS DRAWING IS THE SOLE PROPERTY OF CT INNOVATIONS. ANY REPRODUCTION IN PART OR AS A WHOLE WITHOUT THE WRITTEN PERMISSION OF CT INNOVATIONS IS PROHIBITED.			
	TITLE: TOUGHMESH UNIVERSAL RAPID HANGER TMA-URH-(W)-(*)		
	DRAWN BY/DATE: DL 28JUL2023	SIZE: B	DWG. NO.: CTI-S37013
	APPROVED BY/DATE: JDG	SCALE: NTS	REV: B
		CAD FILE NAME: CTI-S37013_A CAD SAVE DATE: Tuesday, August 15, 2023 11:14:32 AM	SHEET: 1 OF 1