

6 5 4 3 2 1

F

E

D

C

B

A

F

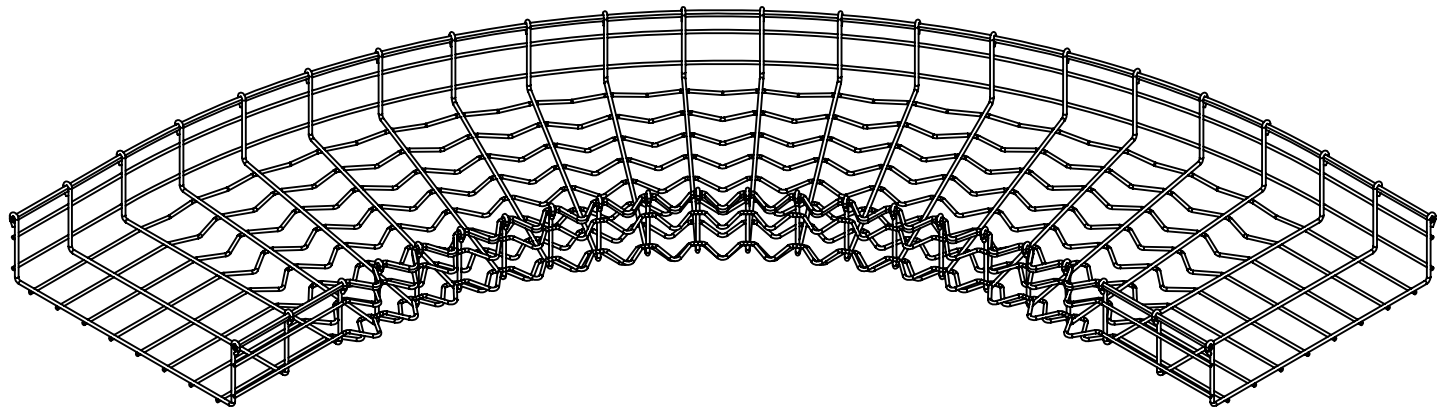
E

D


C

B

A



ISOMETRIC VIEW



SECTION VIEW

TMF - 4 X 16 - 90HB - TG

SERIES
TMF = TOUGHMESH
FITTINGS

NOMINAL
HEIGHT
4 = 4"


NOMINAL
WIDTH
16 = 16"

TYPE
90HB = 90°
HORIZONTAL
BEND

(*) MATERIAL/ FINISH
EG = ELECTROPLATED ZINC
PT = PAINTED FINISH
S4 = STAINLESS STEEL 304
TG = TOUGH GALVANIZED
S6 = STAINLESS STEEL 316

NOTE(S):
1) DIMENSIONS SHOWN ARE IN INCHES UNLESS OTHERWISE NOTED.
2) ALL DIMENSIONS SHOWN ARE NOMINAL.

PROPRIETARY AND CONFIDENTIAL THE INFORMATION CONTAINED IN THIS DRAWING IS THE SOLE PROPERTY OF CT INNOVATIONS. ANY REPRODUCTION IN PART OR AS A WHOLE WITHOUT THE WRITTEN PERMISSION OF CT INNOVATIONS IS PROHIBITED.



TITLE:
**TOUGHMESH 90° HORIZONTAL BEND
TMF-4X16-90HB-(*)**

DRAWN BY/DATE:
DL 28JUL2023

SIZE: **B**
DWG. NO.: **CTI-S32019**

REV: **B**

APPROVED BY/DATE:

SCALE: **NTS**
CAD FILE NAME: TMS-4X16X10_A
CAD SAVE DATE: Friday, July 28, 2023 4:57:19 PM

SHEET:
1 OF 1

6 5 4 3 2 1