

6

5

4

3

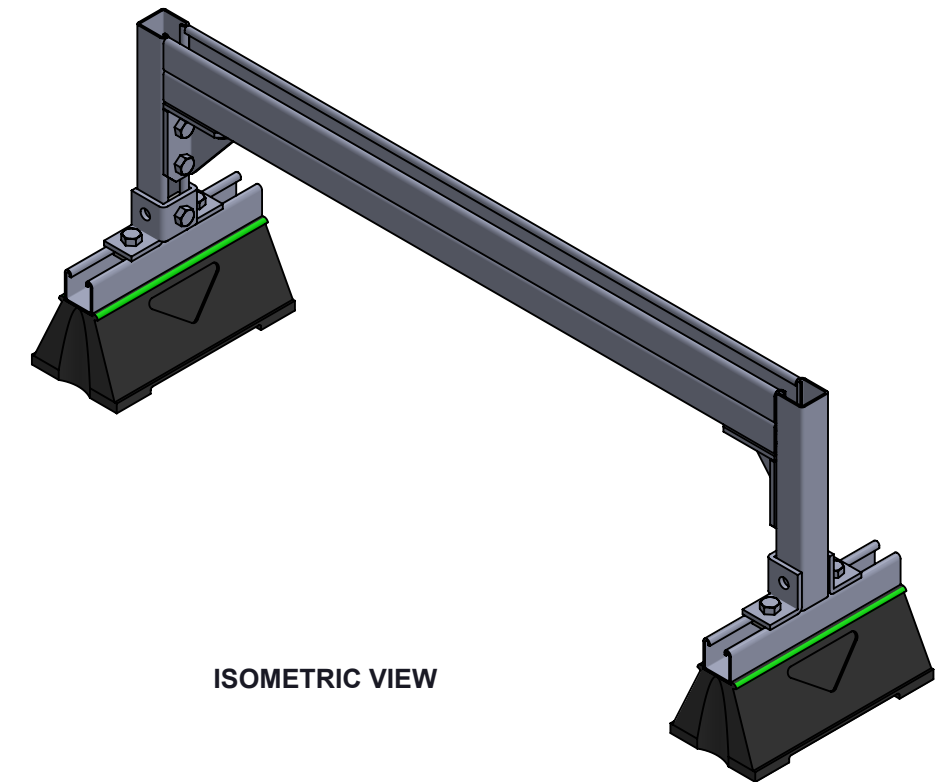
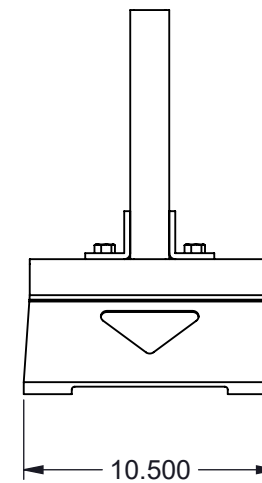

2

1

PART NO.

TSRB-D-36-(*)

(*) INSERT MATERIAL/FINISH:
ZN - GALVANIZED
HD - HOT DIP



ISOMETRIC VIEW

NOTES:

1) ALL DIMENSIONS SHOWN ARE NOMINAL.
2) DIMENSIONS SHOWN ARE IN INCHES UNLESS OTHERWISE NOTED.

PROPRIETARY AND CONFIDENTIAL THE INFORMATION CONTAINED IN THIS DRAWING IS THE SOLE PROPERTY OF CT INNOVATIONS. ANY REPRODUCTION IN PART OR AS A WHOLE WITHOUT THE WRITTEN PERMISSION OF CT INNOVATIONS IS PROHIBITED.



TITLE:	
--------	--

TSRB-D-36-(*)
2 BLOCKS HD BRIDGE SUPPORT, 36"L

DRAWN BY/DATE:	
DL	06FEB2024

SIZE:	B
-------	----------

DWG. NO.: **CTI-S15120**

REV: **A**

APPROVED BY/DATE:
JDG 09FEB2024

SCALE:
NTS

CAD FILE NAME: TSRB-D_A
CAD SAVE DATE: Tuesday, February 27, 2024 3:56:32 PM

SHEET:
1 OF 1

6

5

4

3

2

1

A

B

C

D

E

F

A

B

C

D

E

F